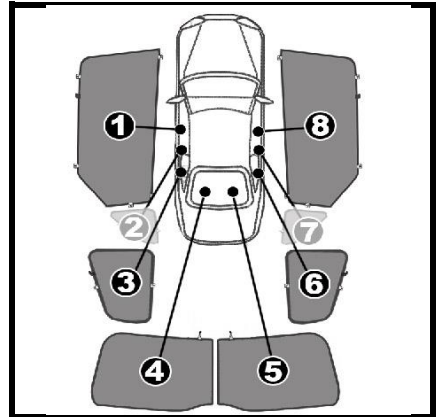


# INSTALLATION INSTRUCTIONS

NISSAN X-TRAIL 2011-2014

NIS-XTRL-5-B

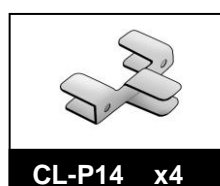
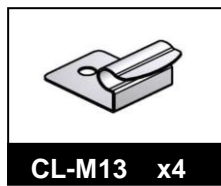
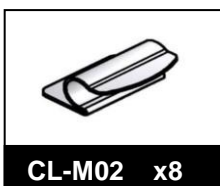


## COMPONENTS INCLUDED

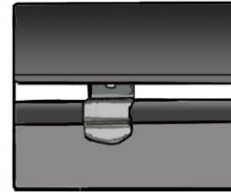
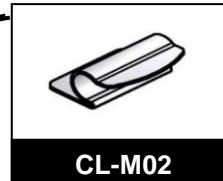
### SHADES



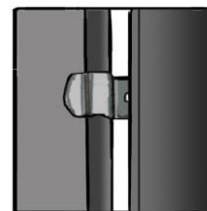
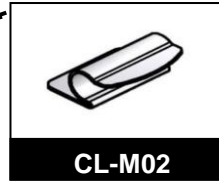
### FIXING CLIPS



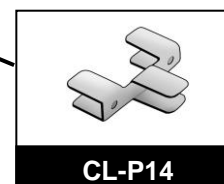
SIDE SHADE INSTALLATION



QUARTER LIGHT SHADE INSTALLATION



REAR SHADE INSTALLATION



Repeat on the opposite rear to complete.



REAR SHADE INSTALLATION

