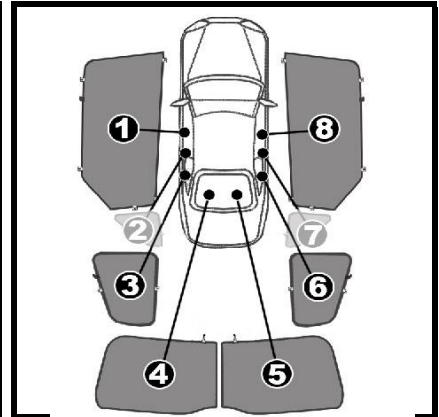


# INSTALLATION INSTRUCTIONS

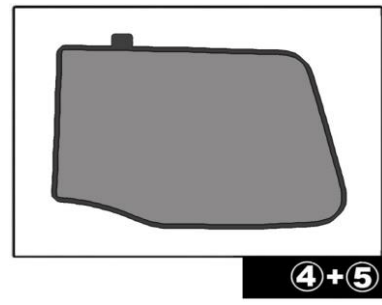
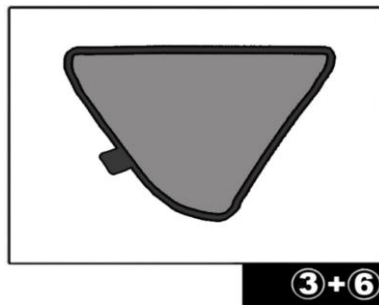
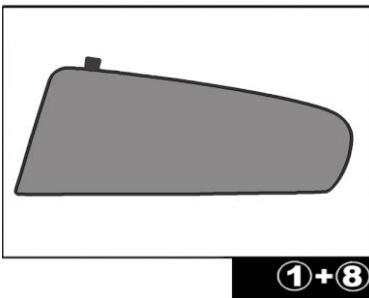
HYUNDAI I40 4 DOOR

HYU-I40-4-A

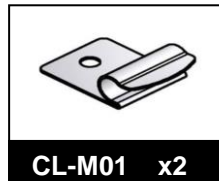
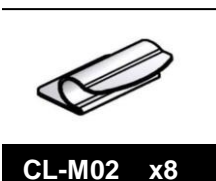


## COMPONENTS INCLUDED

### SHADES



### FIXING CLIPS



CL-M02 x8

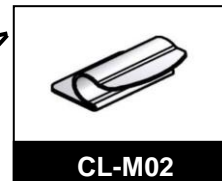
CL-M12 x4

CL-M01 x2

HYUNDAI I40 4 DOOR

HYU-I40-4-A

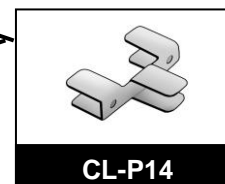
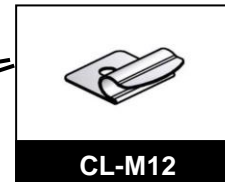
SIDE SHADE INSTALLATION



QUARTER LIGHT SHADE INSTALLATION



REAR SHADE INSTALLATION



Please repeat all the above steps for the second part of the rears.

REAR SHADE INSTALLATION

