

Installation Manual

FORD MONDEO SALOON
FOR-MOND-4-B



COMPONENTS INCLUDED



x2



x2



x2



CL-M12 x 2



CL-M02 x 2



CL-M01 x 4



CL-M14 x 1


Installation

FORD MONDEO SALOON
FOR-MOND-4-B




SIDE SHADE INSTALLATION


1 Attach clips at positions shown




2 Install shade into side window




3 Present shade up to the window



4 Attach clips into the trim



5 Shade is installed




Repeat on opposite side

Installation

FORD MONDEO SALOON
FOR-MOND-4-B



SIDE SHADE INSTALLATION



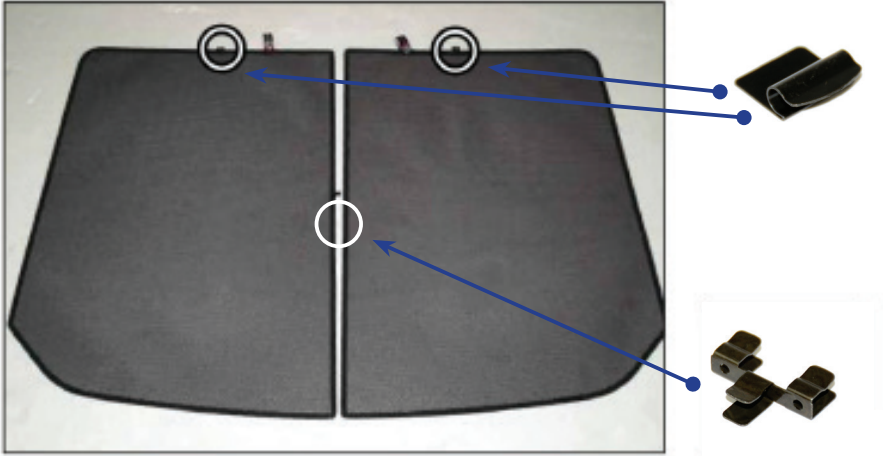
Repeat on opposite side

Installation

FORD MONDEO SALOON
FOR-MOND-4-B



SIDE SHADE INSTALLATION



Installation

FORD MONDEO SALOON
FOR-MOND-4-B

SIDE SHADE INSTALLATION

